

[54] **ENCLOSURE FOR A COMPUTER
KEYBOARD WITH JOYSTICK**

[76] **Inventor: Peter J. Mikan, 31 Greenfield Rd.,
Milford, Conn. 06460**

[**] **Term: 14 Years**

[21] **Appl. No.: 267,773**

[22] **Filed: Nov. 7, 1988**

[52] **U.S. Cl. D14/115; D21/48**

[58] **Field of Search D14/100, 102, 106, 107,
D14/113, 114; 273/148 B; 74/471 XY; D18/1,
2, 6, 7, 11, 12; 235/145 R, 145 A; 340/700, 706,
711, 712; 358/249, 254; 367/706-710, 130, 144,
189; 341/22, 23; 312/208; 400/677, 682, 472,
489, 492, 496; D13/32, 38; D21/153, 188, 189,
48; 178/18, 19; 200/5 R, 5 A, 6 R, 6 A**

[56] **References Cited**

U.S. PATENT DOCUMENTS

- D. 266,935 11/1982 Del Principe et al. D18/7 X
- D. 274,631 7/1984 Smith, III et al. D13/32 X
- D. 275,755 10/1984 Cottrill et al. D14/100

- D. 280,408 9/1985 Kuba D14/100
- D. 285,201 8/1986 Kim D14/100
- D. 285,305 8/1986 Liuzzo et al. D14/100
- 4,319,099 3/1982 Asher D13/32 X
- 4,569,244 2/1986 Akerström 200/6 A X
- 4,656,461 4/1987 Morsch et al. 273/148 B X
- 4,692,740 9/1987 Washizuka et al. 341/22

Primary Examiner—Susan J. Lucas
Assistant Examiner—Freda Selma-Nunn
Attorney, Agent, or Firm—H. Gibner Lehmann; K.
Gibner Lehmann

[57] **CLAIM**

The ornamental design for an enclosure for a computer keyboard with joystick, as shown and described.

DESCRIPTION

FIG. 1 is a top plan view of an enclosure for a computer keyboard with joystick showing my new design;
FIG. 2 is a bottom plan view thereof;
FIG. 3 is a front elevational view thereof;
FIG. 4 is a rear elevational view thereof;
FIG. 5 is a right side elevational view thereof;
FIG. 6 is a left side elevational view thereof.

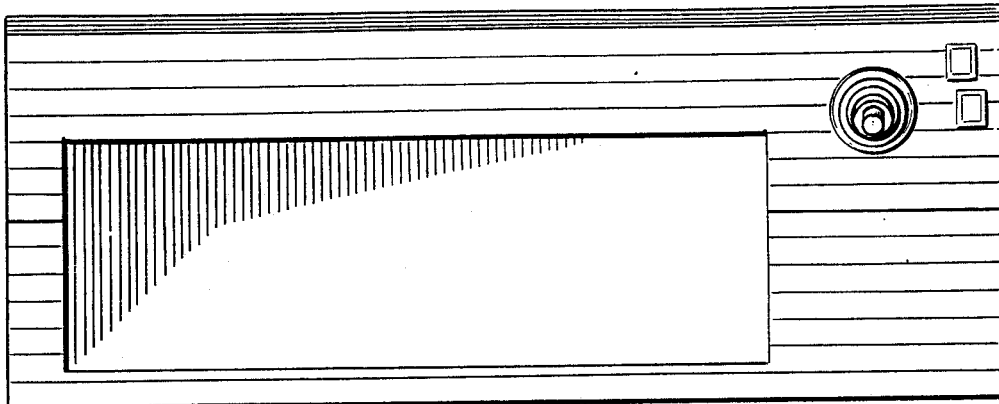


Fig. 1

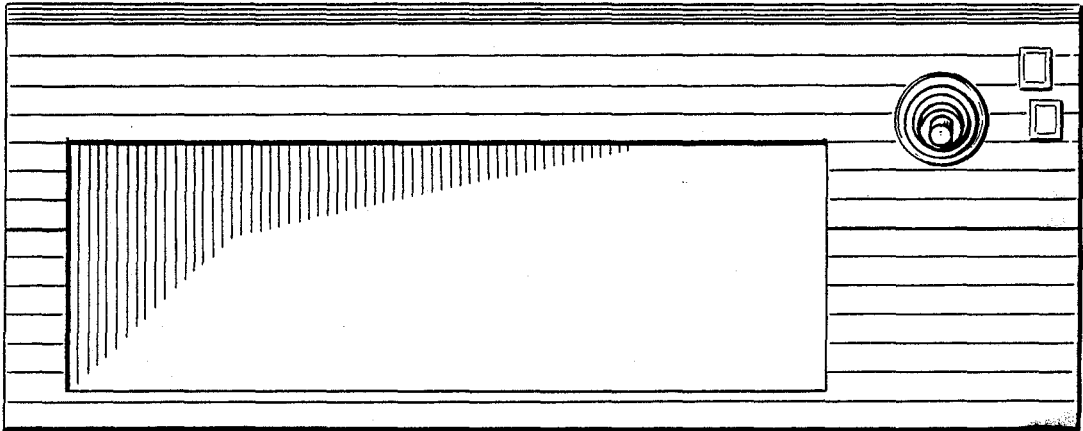


Fig. 2




Fig. 3



Fig. 4



Fig. 5




Fig. 6

