

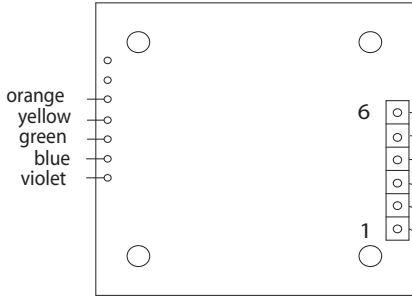
MODELS WITH *

SERIAL NUMBERS BELOW 9847000 USED CTI27

SERIAL NUMBERS FROM 9847001 THRU M302999 USED CTI46

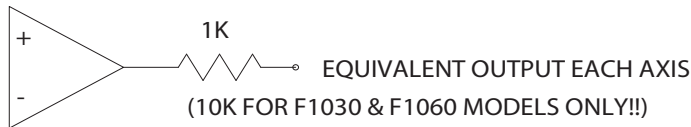
SERIAL NUMBERS ABOVE M303000 USE CTI27

**6 PIN HEADER
ANALOG PC CARD
CTI27**

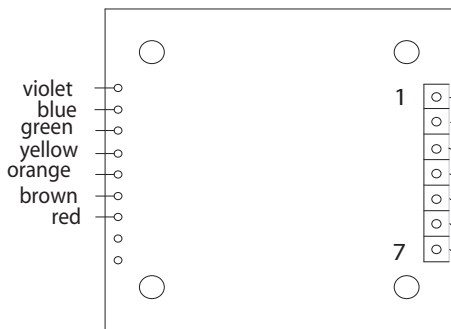


NOTE: MODELS F10X0E SERIES HAVE NO DEADBAND OPTION.

MODEL				F1040	
F1000	F1020	F1030	* F1010	* F1050	F1060
optional Push Button switch			optional Push Button/Neutral switch		optional P.B. switch
y out	y out	y out	y out	y out	y out
V ref	common	common	V ref	V ref	common
x out	x out	x out	x out	x out	x out
common	-5V	-12V	common	common	-10V
+12V	+5V	+12V	+5V	+5V	+10V

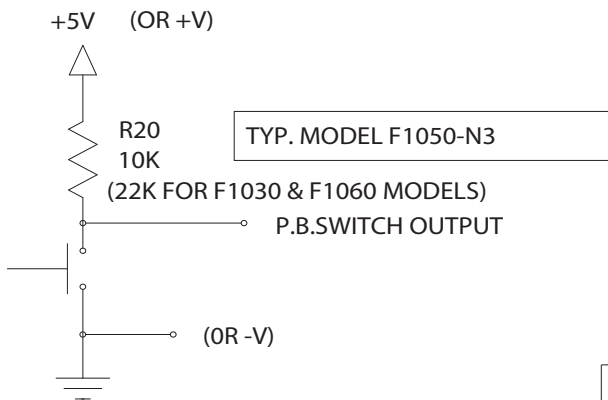
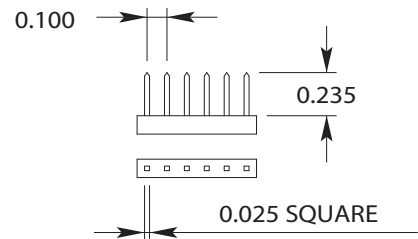


**7 PIN HEADER
ANALOG PC CARD
CTI46**



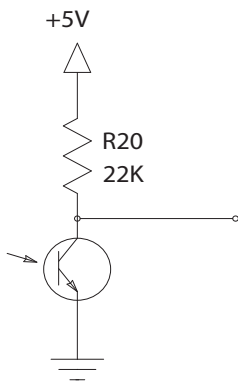
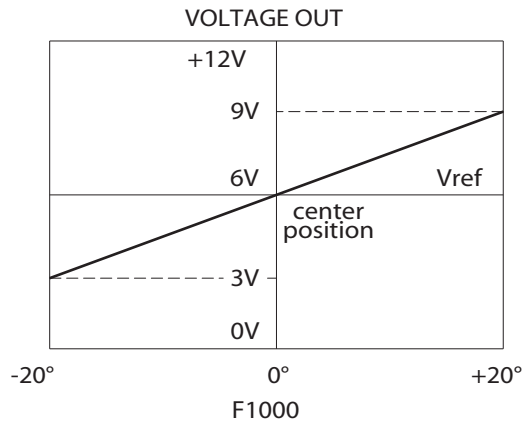
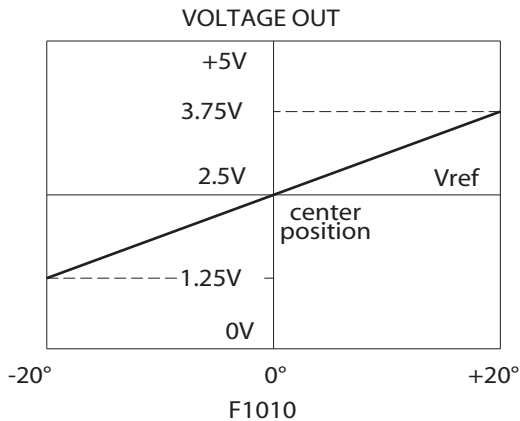
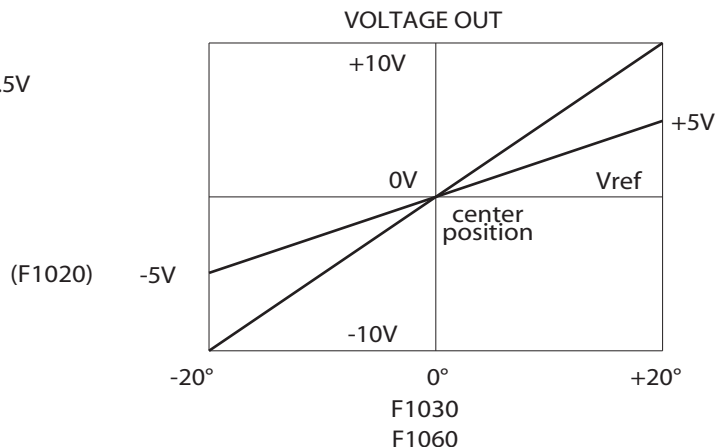
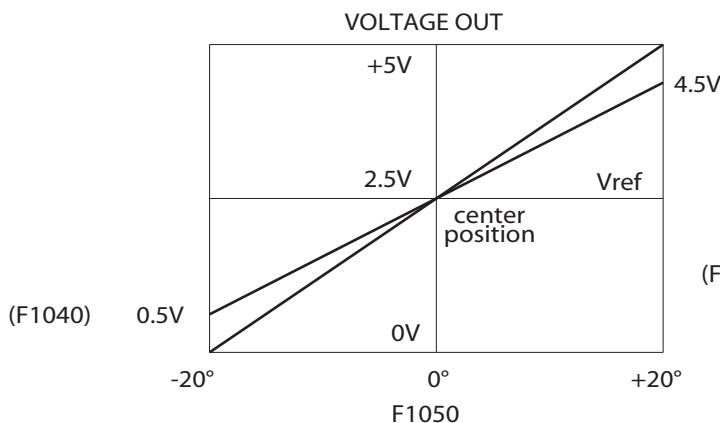
MODEL			
* F1010	* F1050	F1820	F1850
+5V	+5V	+5V	+5V
common	common	-5V	common
x out	x out	x out	x out
V ref	V ref	common	V ref
y out	y out	y out	y out
optional P.B./Neutral switch		n/c	Neutral switch
n/c	n/c	z out	z out

TYP. HEADER DIMENSIONS



CTI ELECTRONICS CORPORATION	
110 Old South Ave, Stratford, CT 06615 - 203/386-9779 - Fax 203/378-4986 - www.ctielectronics.com	
TITLE: F10X0 SERIES ELECTRICAL OUTPUT DETAILS (CTI27 & CTI46)	
REV. DATE: 11-14-07	A761718
APPROVED: _____ DRAWN: SJS	
1 OF 2	

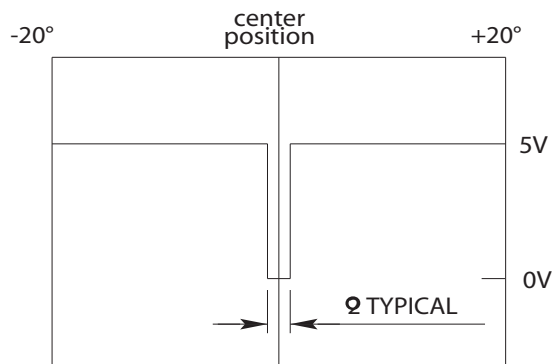
OUTPUT VOLTAGE vs DEFLECTION ANGLE



MODEL F1051

OPTIONAL OPTICAL
NEUTRAL SWITCH
AVAILABLE WITH 5V
MODELS ONLY

NEUTRAL SWITCH EQUIVALENT
OUTPUT CIRCUIT



NEUTRAL SWITCH
OUTPUT VOLTAGE

MODELS WITH P.B. SWITCH & NEUTRAL
SWITCH; P.B. SWITCH WIRES (BLACK X2)
ARE NOT CONNECTED TO PCB HEADER.
(F1051-N3 TYPICAL)

CTI ELECTRONICS CORPORATION		110 Old South Ave, Stratford, CT 06615 - 203/386-9779 - Fax 203/378-4986 - www.ctielelectronics.com	
TITLE: F10X0 SERIES ELECTRICAL OUTPUT DETAILS (CTI27 & CTI46)			
REV. DATE:	11-14-07	A761718	
APPROVED:	DRAWN: SJS		
		2 OF 2	