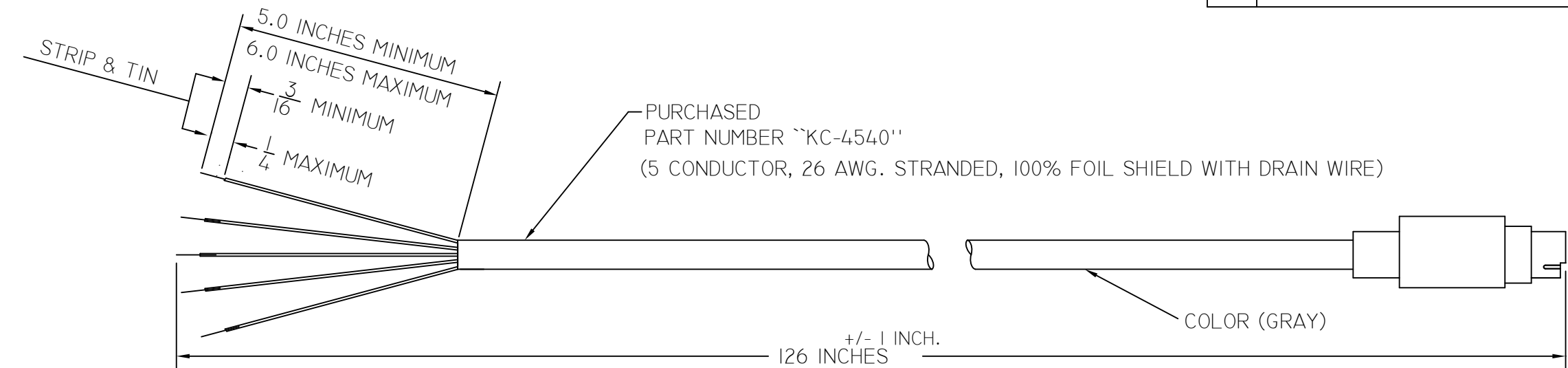
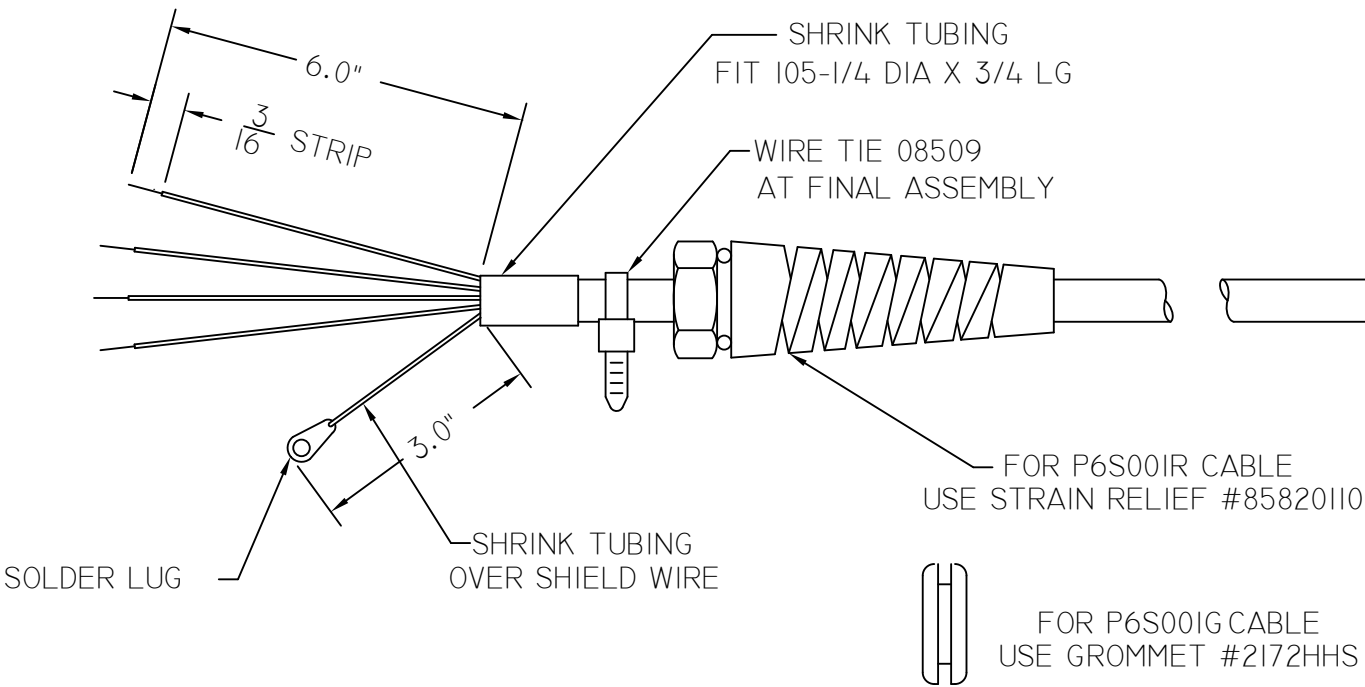


| REVISIONS | | | |
|-----------|-------------|----------|----------|
| LTR | DESCRIPTION | DATE | APPROVED |
| E | REDRAWN | 02-24-11 | |

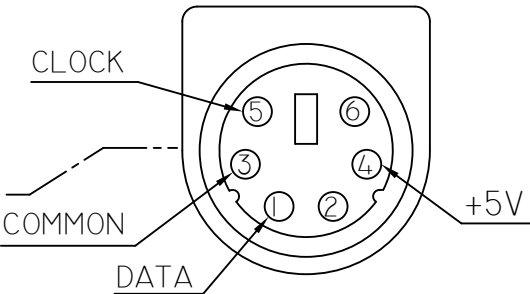


NOTE: PINS ② & ⑥
NO CONNECTION

| PIN NO. | COLOR | FUNCTION |
|---------|--------|----------|
| SHELL | — | SHIELD |
| 1 | BLACK | DATA |
| 3 | GREEN | COMMON |
| 4 | RED | +5V |
| 5 | YELLOW | CLOCK |



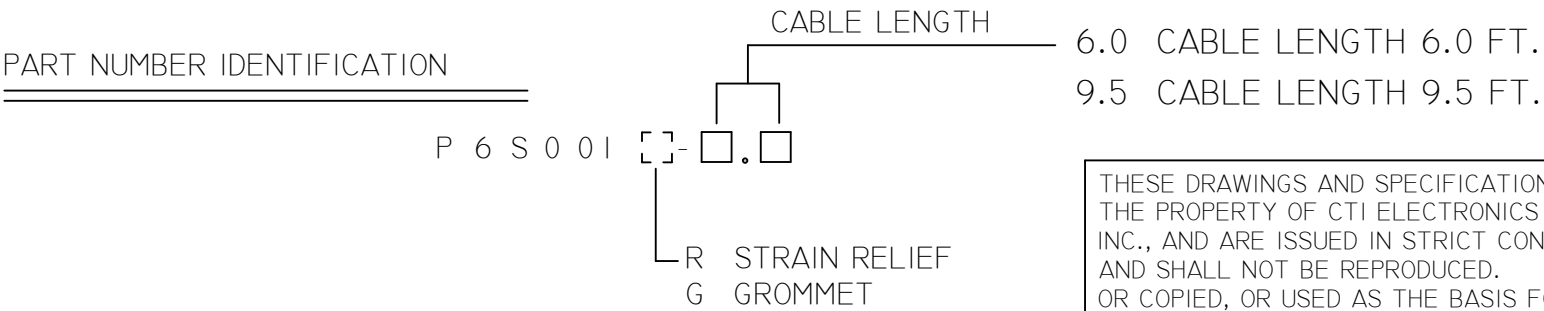
6 PIN MINI DIN (MALE)



VIEW A-A

ENLARGED VIEW

FRONT VIEW PS/2"
6 PIN MINI DIN (MALE)



THESE DRAWINGS AND SPECIFICATIONS ARE THE PROPERTY OF CTI ELECTRONICS CORP. INC., AND ARE ISSUED IN STRICT CONFIDENCE; AND SHALL NOT BE REPRODUCED, OR COPIED, OR USED AS THE BASIS FOR THE MANUFACTURE OR SALE OF EQUIPMENT WITHOUT PRIOR WRITTEN PERMISSION

| | |
|----------------------------|-----|
| ALL MACHINE SURFACES TO BE | 125 |
| MATERIAL | |
| FINISH | |

| | |
|--|-----------------|
| CTI ELECTRONICS CORPORATION | |
| WWW.CTIELECTRONICS.COM | |
| WIRING DATA SHEET PS/2 CABLE REFERENCE (KC-4540) | |
| P6S001 | |
| APPROVED | REV. E |
| DATE 02-24-11 | DRAWN BY PSB |