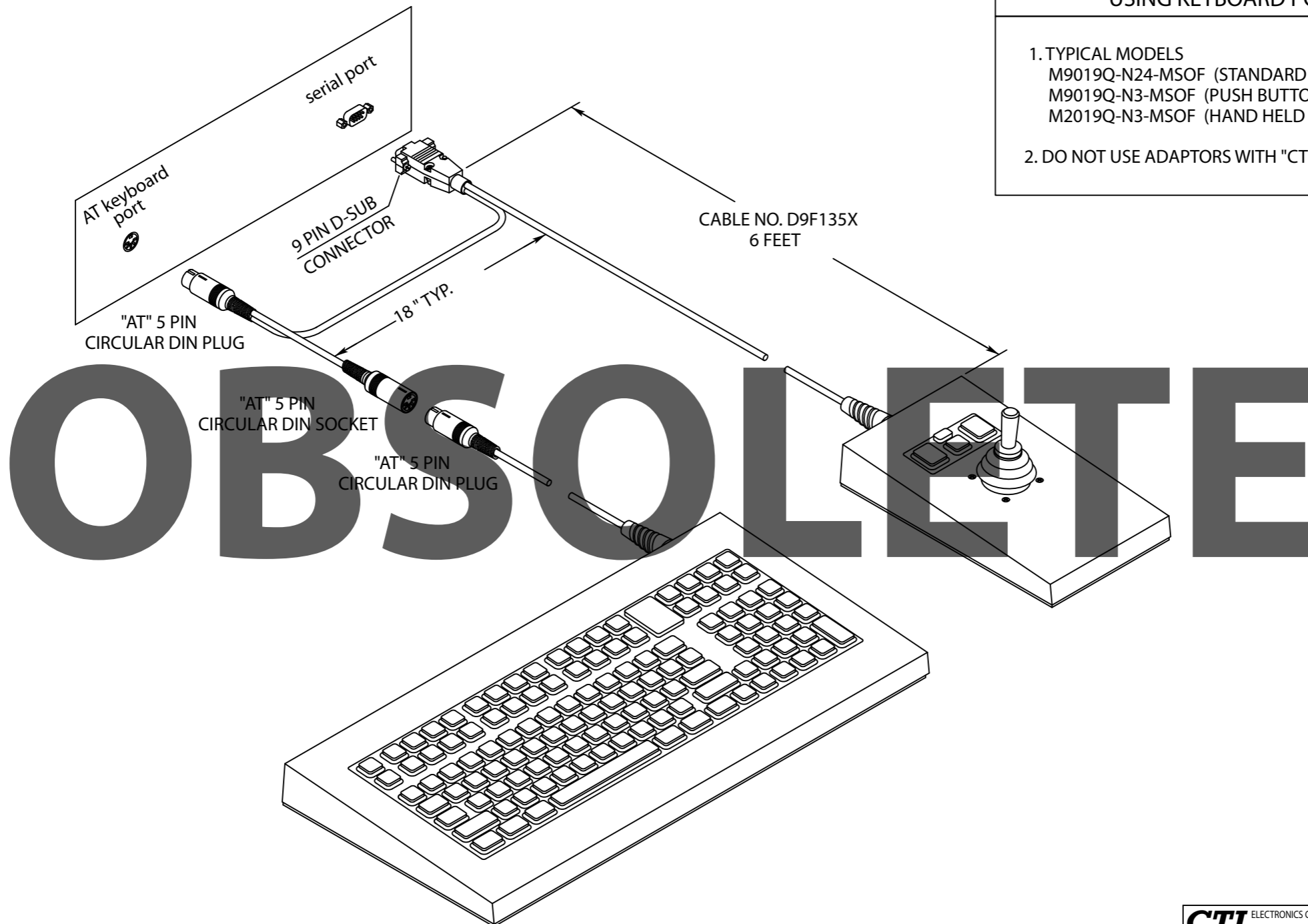


**SERIAL INDUSTRIAL MOUSE (RS-232) INSTALLATION
USING KEYBOARD PORT POWER.**

1. TYPICAL MODELS
 - M9019Q-N24-MSOF (STANDARD SERIAL MOUSE)
 - M9019Q-N3-MSOF (PUSH BUTTON SWITCH OPTIONAL)
 - M2019Q-N3-MSOF (HAND HELD VERSION)
2. DO NOT USE ADAPTORS WITH "CTI" MOUSE !!

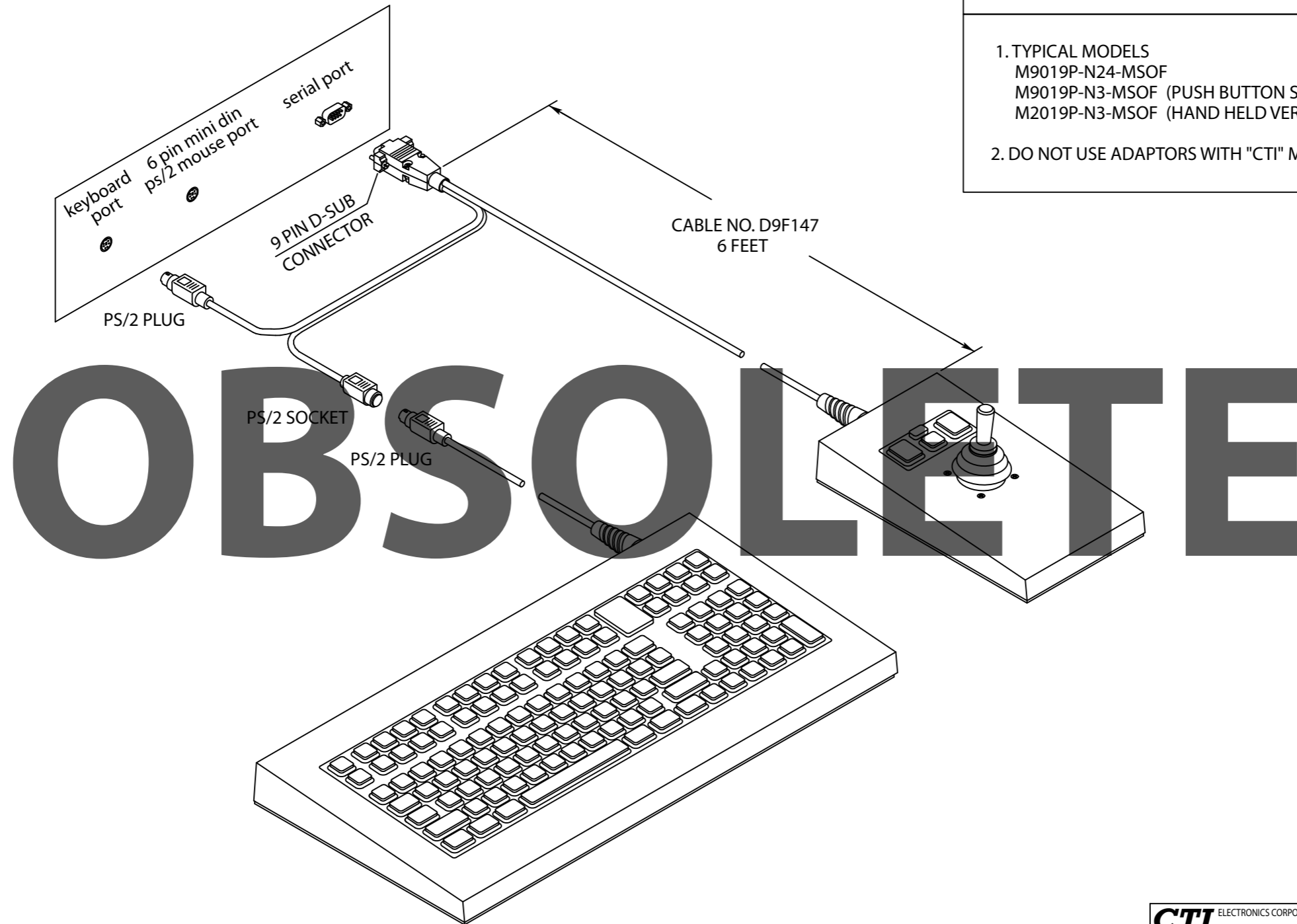


OBSOLETE

CTI ELECTRONICS CORPORATION	
110 Old South Ave., Stratford, CT 06615 - Tel 203 / 386-9779 - Fax 203 / 378-4986 - www.ctielectronics.com	
TITLE: INSTALLATION INSTRUCTION MODEL M9019Q SERIES	
REV. DATE: 06-24-03	B 811610 1 OF 3
APPROVED: VI / SJS	

PS/2 INDUSTRIAL MOUSE INSTALLATION

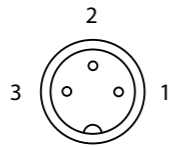
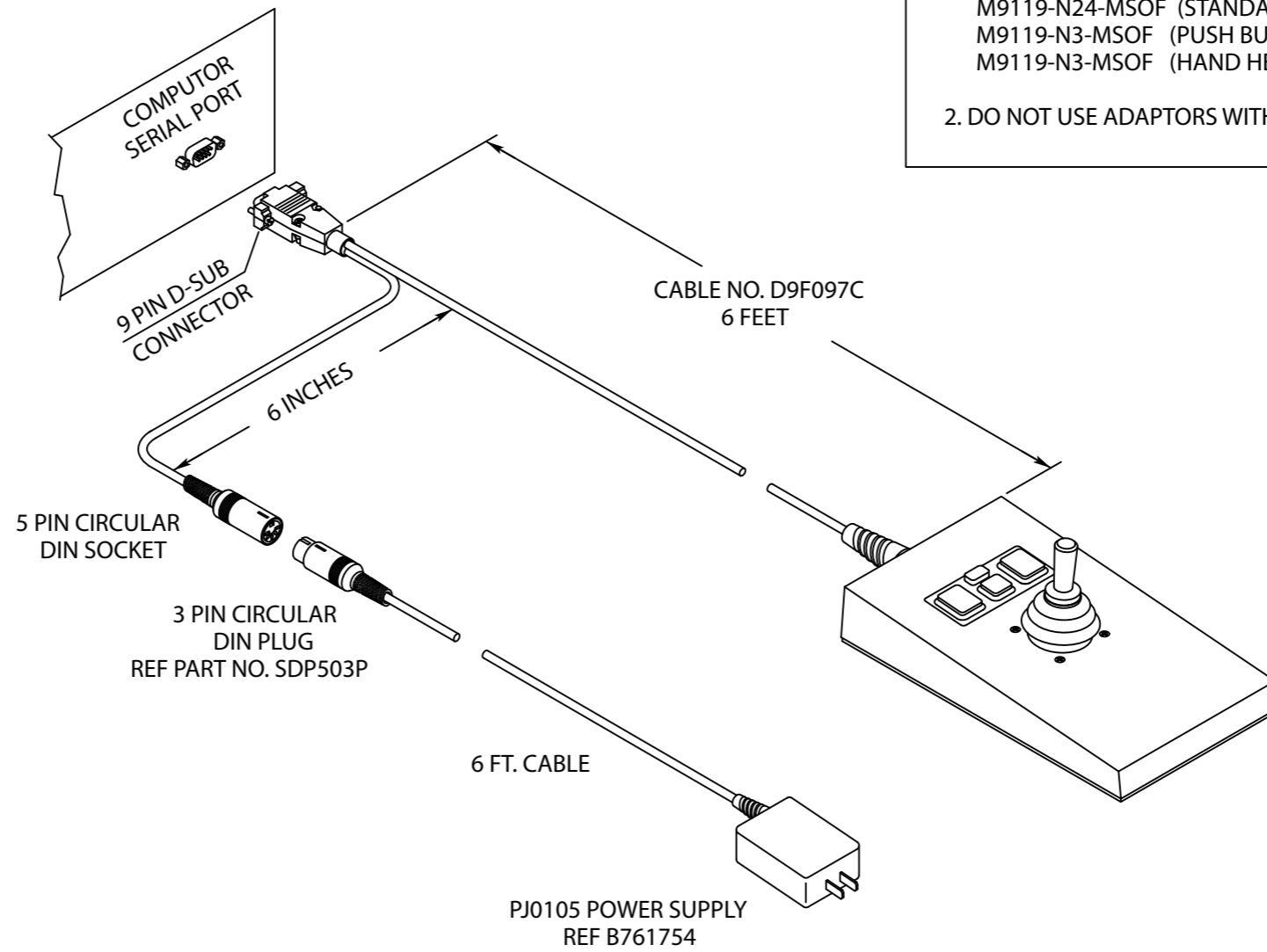
1. TYPICAL MODELS
M9019P-N24-MSOF
M9019P-N3-MSOF (PUSH BUTTON SWITCH OPTIONAL)
M2019P-N3-MSOF (HAND HELD VERSION)
2. DO NOT USE ADAPTORS WITH "CTI" MOUSE !!



CTI ELECTRONICS CORPORATION 110 Old South Ave., Stratford, CT 06615 - Tel 203 / 386-9779 - Fax 203 / 378-4986 - www.ctielelectronics.com	
TITLE: INSTALLATION INSTRUCTION MODEL M9019P SERIES	
REV. DATE: 06-24-03	B 811610 2 OF 3
APPROVED: DRAWN: VI / SJS	

**SERIAL INDUSTRIAL MOUSE (RS-232) INSTALLATION
WITH POWER SUPPLY OPTION**

1. TYPICAL MODELS
 M9119-N24-MSOF (STANDARD SERIAL MOUSE)
 M9119-N3-MSOF (PUSH BUTTON SWITCH OPTIONAL)
 M9119-N3-MSOF (HAND HELD VERSION)
2. DO NOT USE ADAPTORS WITH "CTI" MOUSE !!



3 PIN DIN PLUG

CONNECTOR WIRING	
PIN NO.	FUNCTION
1	COMMON
2	N/C
3	+5 VOLTS

NOTE:

1. INPUT: 100-240 VAC, 47-63Hz
 OUTPUT: 5 VOLTS DC

CTI ELECTRONICS CORPORATION <small>110 Old South Ave., Stratford, CT 06615 - Tel 203 / 386-9779 - Fax 203 / 378-4986 - www.ctielectronics.com</small>	
TITLE: INSTALLATION INSTRUCTION MODEL M9119 SERIES	
REV. DATE: 06-24-03	B 811610 3 OF 3
APPROVED: VI / SJS	